



REVEAL
SPIRITUAL LIFE SURVEY REPORT

One Life Church

September 2011

Table of Contents

Understanding Your Report	2
REVEAL Spiritual Vitality Index	5
Church Profile	
Demographics	7
Church Tenure	8
Church's Role	9
Senior Pastor Profile	12
Spiritual Growth Report	
Spiritual Continuum Profile	17
Catalysts of Spiritual Growth	18
Barriers to Spiritual Growth	35
Executive Summary	
Spiritual Vitality Index Recap	44
Spiritual Vitality Index Observations	45
REVEAL Summary Observations	46

Understanding Your Report

Spiritual Life Survey Approach

- The Spiritual Life Survey captures insights for church leaders on the spiritual health of their congregation and the role the church plays in their spiritual growth.
- It includes over 80 questions about an individual's spiritual attitudes, beliefs, needs and behaviors as well as participation and satisfaction with local church activities.
- Church findings are compared to a diverse sample of churches around the country
 - A diversity of church styles, locations and multiple denominations (Baptist, Presbyterian, Methodist, etc.) are represented.
- The survey is fielded on a web-only platform; participation is voluntary.

Spiritual Life Survey Results

- Individual church responses range from 5%-75% of weekly attendance.
- One Life Church responses = 400 (44% of your weekend attendance)

Understanding Your Report

Template Design

- This report template was designed in a simplified format to help you understand the most important findings from your church.
- We have included important information for each slide in the “notes” section. Please check this section in order to find answers to questions you may have, such as “What is the definition of being spiritually stalled?” or “What was the question that was asked that led to this result?”

Accessing the Notes Section

1. Click on “View” in the toolbar
2. Click on “Notes Page”

Understanding Your Report

Total Sample Comparison

- We compared your church's results to the total sample of churches using the following format:
 - **An upward arrow** ↑ means the response is at least 20%, but less than 50% *greater* than the total sample average.
 - **Two upward arrows** ↑↑ mean the response is at least 50% *greater* than the total sample average.
 - **A downward arrow** ↓ means the response is at least 20%, but less than 50% *lower* than the total sample average.
 - **Two downward arrows** ↓↓ mean the response is at least 50% *lower* than the total sample average.
 - **Note:** There is an additional indicator that may appear on slides 17, 43, and 44:
 - **A "dotted line" response** "----" means the response is close to the total sample's response (within 19% either greater or lower than the total sample).

REVEAL Spiritual Vitality Index for One Life Church

This involves how often people study the Bible, reflect on Scripture, pray, experience solitude and journal.

Personal Spiritual Practices

What Your Score Means

(Ranking compared to REVEAL database)

86+ =	Top 5%
83-85 =	Top 10%
76-82 =	Top 25%
70-75 =	Upper 50%
<70 =	Lower 50%

This reflects how well the church provides spiritual challenge, in-depth Bible teaching, a sense of belonging, etc.

Church's Role

76

Faith in Action

This reflects people's faith-based behaviors, such as serving those in need and evangelism.

This one-number index score shows you how well you're doing at helping your people grow spiritually, compared with all other churches in REVEAL's database.

Profile of One Life Church

- **Church Demographics**
- **Church Tenure**
- **Church's Role**
 - What Your People Want Most from Your Church
 - What's Working at Your Church
 - Top Five Priorities for Your Church
- **Senior Pastor Profile**
 - Most Important Activities
 - What the Senior Pastor Does Best
 - Top Five Priorities for the Senior Pastor

One Life Church's Demographics

Demographics		
Base Size	400	
Age 19-29	22%	↑↑
Age 30-49	55%	
Age 50+	19%	↓↓
Diversity: Non White, including Hispanics	2%	↓↓
Children under 18 at home	50%	
Education (% college degree or higher)	46%	↓
Married	71%	
Income under \$30K	16%	↑
Income \$30K-\$74,999	45%	
Income \$75K or more	39%	↓

One Life Church's Tenure

Church Tenure	
Base Size	400
Less than one year	35% ↑↑
One to five years	61% ↑
Six to ten years	1% ↓↓
More than ten years	3% ↓↓

What Your People Want Most from One Life Church

Church Needs (In order of Importance)	Importance Score (Scale: 6 is high; 1 is low)
Help develop personal relationship with Christ	5.7
Helps me understand the Bible in depth	5.6
Provides strong programs for children	5.6
Provides compelling worship	5.5
Church leaders model how to grow	5.5
Challenges me to grow	5.5
Helps me develop prayer life	5.4
Encourages me to take responsibility for my growth	5.4
Provides clear pathway to guide growth	5.4
Helps me feel like I belong	5.3

Church Needs (In order of Importance)	Importance Score (Scale: 6 is high; 1 is low)
Provides chance to grow with others	5.3
Promotes a strong serving culture	5.2
Inspires a sense of church ownership	5.2
Encourages accountability	5.2
Helps me in my time of emotional need	5.2
Empowers me to go out "on my own"	5.1
Provides chance to serve those in need	5.1
Sets clear expectations	5.0
Incorporates Communion	4.4

Based on your church sample size of 400

What Your People Say Works Best at One Life Church

Church Needs (Ranked in order from high to low)	Satisfaction Score (Scale: 6 is high; 1 is low)
Provides compelling worship	5.5
Provides strong programs for children	5.3
Church leaders model how to grow	5.1
Challenges me to grow	5.1
Help develop personal relationship with Christ	5.1
Helps me understand the Bible in depth	5.1
Encourages me to take responsibility for my growth	5.0
Helps me develop prayer life	5.0
Provides chance to grow with others	5.0
Provides clear pathway to guide growth	4.9

Church Needs (Ranked in order from high to low)	Satisfaction Score (Scale: 6 is high; 1 is low)
Promotes a strong serving culture	4.8
Inspires a sense of church ownership	4.8
Sets clear expectations	4.7
Empowers me to go out "on my own"	4.7
Helps me feel like I belong	4.7
Encourages accountability	4.6
Provides chance to serve those in need	4.6
Helps me in my time of emotional need	4.4
Incorporates Communion	3.1

Based on your church sample size of 400

What Your People Say are the Top Five Priorities for One Life Church

Priority Ranking	Top Five Church Priorities (Based on Level of Importance and Satisfaction)	Importance Score (Scale: 6 is high; 1 is low)	Satisfaction Score (Scale: 6 is high; 1 is low)	Priority Score*	
1	Incorporates Communion	4.4	3.1	5.7	Highest Priority
2	Helps me in my time of emotional need	5.2	4.4	3.8	
3	Helps me feel like I belong	5.3	4.7	3.5	
4	Help develop personal relationship with Christ	5.7	5.1	3.3	
5	Helps me understand the Bible in depth	5.6	5.1	3.2	

* **Priority Score:** This score merges importance and satisfaction together to rank order your congregation's view of the church's highest priorities for action. The higher the score, the greater the sense of urgency for change. (Priority Score Calculation: (Importance less Satisfaction) X Importance)

Based on your church sample size of 400

Note: See note page below for more detail on the Priority Score.



One Life Church

What Your People Want Most from the Senior Pastor

Senior Pastor Activities (In order of Importance)	Importance Score (Scale: 6 is high; 1 is low)
Provides sound doctrine rooted in biblical accuracy	5.8
Models and reinforces how to grow spiritually	5.6
Preaches inspiring sermons	5.6
Challenges congregants to grow and take next steps	5.6
Creates a welcoming, open and friendly environment	5.6
Casts a vision that captures your heart	5.6
Provides guidance to individuals on spiritual development	5.4
Promotes and creates enthusiasm for serving activities	5.4
Attracts, develops and motivates various ministry leadership teams	5.3

Senior Pastor Activities (In order of Importance)	Importance Score (Scale: 6 is high; 1 is low)
Counsels people facing major decisions	5.2
Identifies and encourages the use of congregants' gifts and talents	5.1
Ministers to the sick, dying and bereaved	5.0
Maintains harmony	5.0
Motivates congregants to recruit new members	5.0
Helps ensure the church is financially stable	4.9
Is involved in issues of global significance	4.7
Is a recognized voice in the community	4.7

Based on your church sample size of 400

One Life Church

What Your People Say the Senior Pastor Does Best

Senior Pastor Activities (Ranked in order from high to low)	Satisfaction Score (Scale: 6 is high; 1 is low)
Preaches inspiring sermons	5.6
Provides sound doctrine rooted in biblical accuracy	5.5
Casts a vision that captures your heart	5.5
Challenges congregants to grow and take next steps	5.4
Models and reinforces how to grow spiritually	5.4
Creates a welcoming, open and friendly environment	5.3
Promotes and creates enthusiasm for serving activities	5.2
Attracts, develops and motivates various ministry leadership teams	5.2
Motivates congregants to recruit new members	5.1

Senior Pastor Activities (Ranked in order from high to low)	Satisfaction Score (Scale: 6 is high; 1 is low)
Provides guidance to individuals on spiritual development	5.0
Is involved in issues of global significance	5.0
Identifies and encourages the use of congregants' gifts and talents	4.9
Helps ensure the church is financially stable	4.9
Maintains harmony	4.8
Counsels people facing major decisions	4.8
Ministers to the sick, dying and bereaved	4.7
Is a recognized voice in the community	4.7

Based on your church sample size of 400

One Life Church

What Your People Say are the Top Five Priorities for the Senior Pastor

Priority Ranking	Senior Pastor Activities (Based on Level of Importance and Satisfaction)	Importance Score (Scale: 6 is high; 1 is low)	Satisfaction Score (Scale: 6 is high; 1 is low)	Priority Score*	
1	Provides guidance to individuals on spiritual development	5.4	5.0	2.3	Highest Priority
2	Counsels people facing major decisions	5.2	4.8	2.0	
3	Ministers to the sick, dying and bereaved	5.0	4.7	1.8	
4	Provides sound doctrine rooted in biblical accuracy	5.8	5.5	1.8	
5	Models and reinforces how to grow spiritually	5.6	5.4	1.3	

* **Priority Score:** This score merges importance and satisfaction together to rank order your congregation's view of the senior pastor's highest priorities for action. The higher the score, the greater the sense of urgency for action. (Priority Score Calculation: (Importance less Satisfaction) X Importance)

Based on your church sample size of 400

Note: See note page below for more detail on the Priority Score.



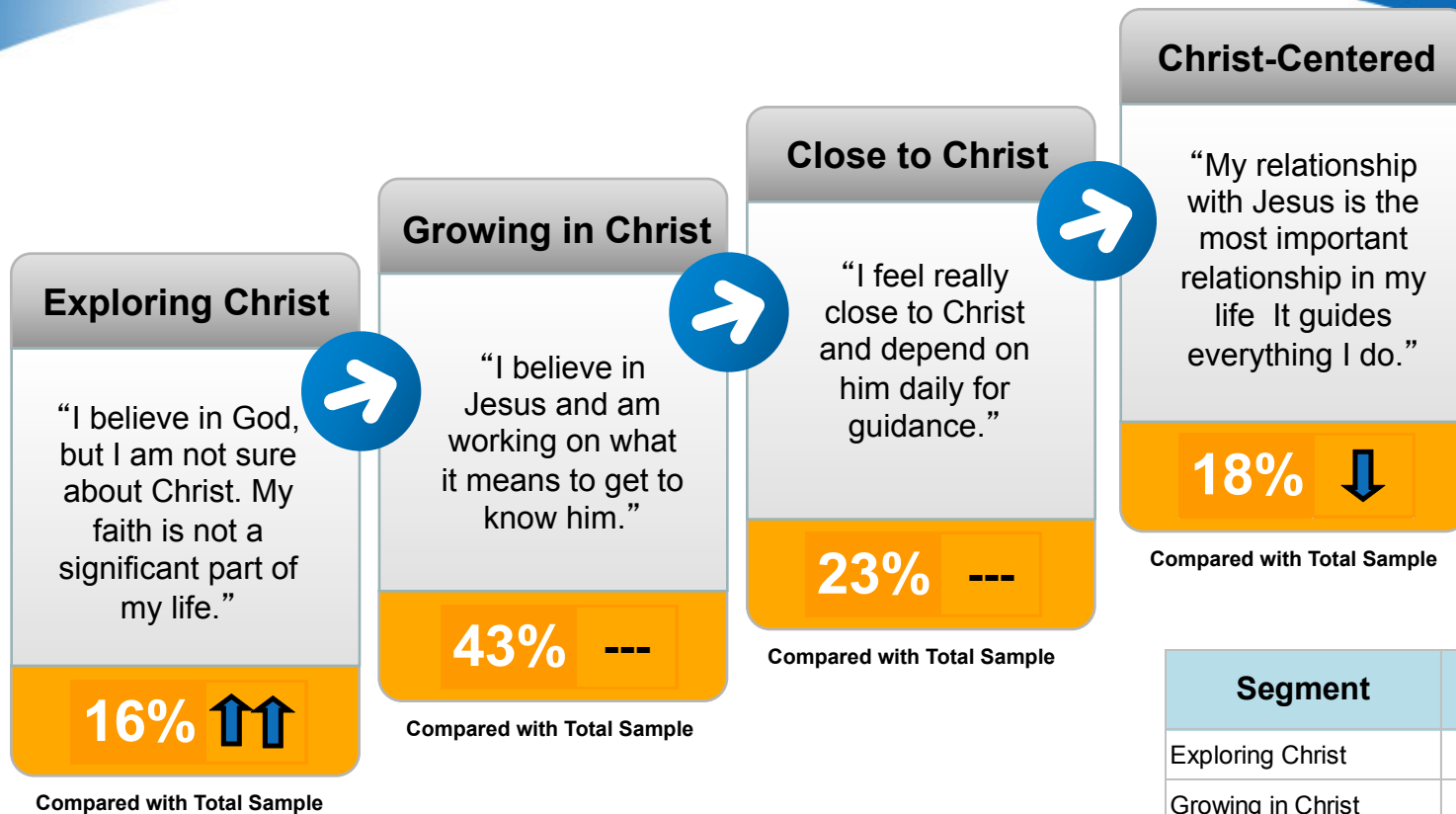
Overall Satisfaction with the Church's Role in Spiritual Growth and the Senior Pastor

Spiritual Continuum		Overall Satisfaction with the Church's Role in Spiritual Growth <i>(top two boxes)</i>	Overall Satisfaction with the Senior Pastor's Effectiveness <i>(top two boxes)</i>
Segment	Base Size		
Total	400	65%	88%
Exploring Christ	64	63% ↑	84%
Growing in Christ	172	66% ↑	88%
Close to Christ	92	66%	91%
Christ-Centered	72	65%	86%

REVEAL's Spiritual Growth Report for One Life Church

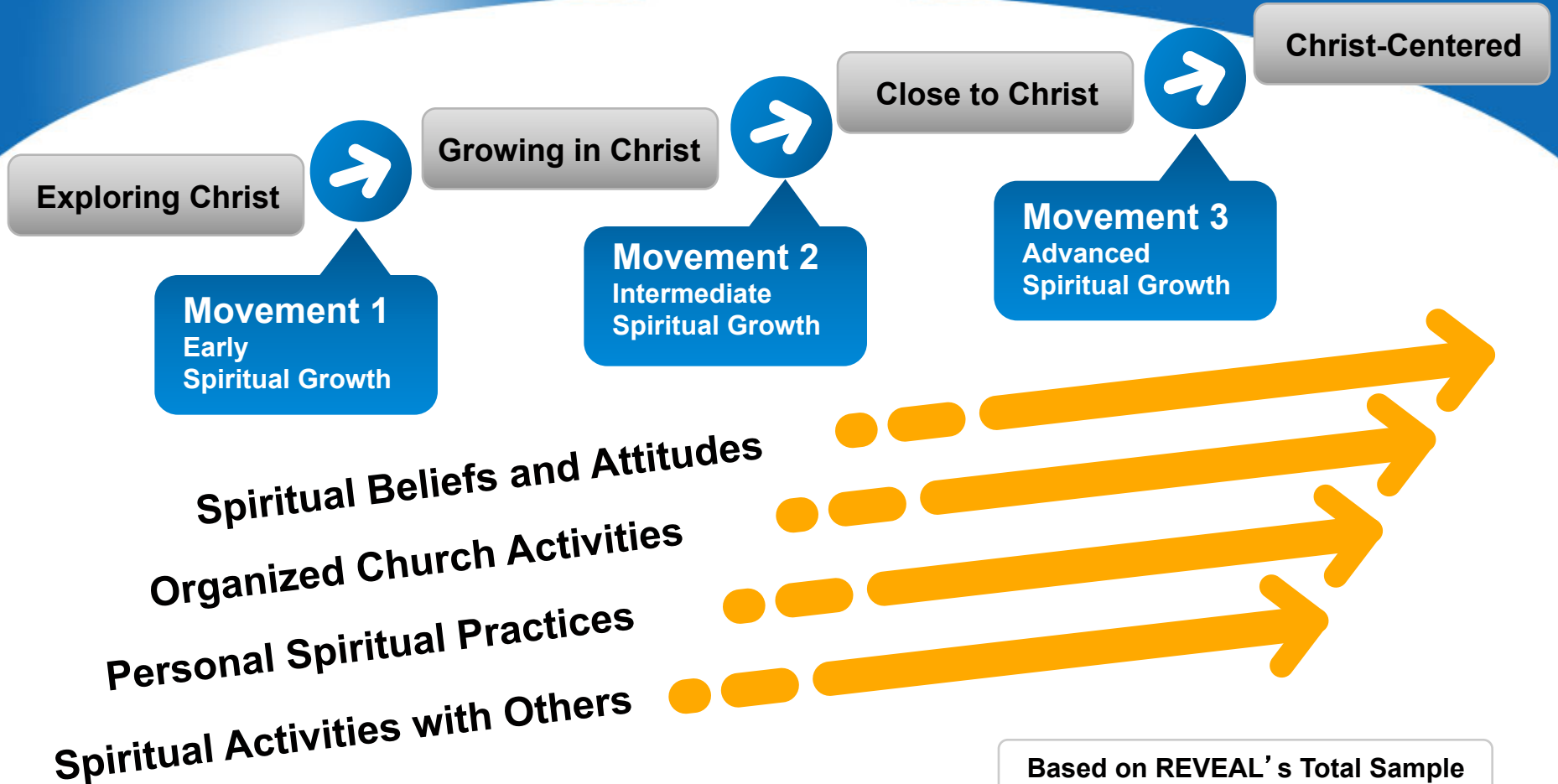
- **Spiritual Continuum Profile**
- **Catalysts of Spiritual Growth**
 - Spiritual Beliefs and Attitudes
 - Organized Church Activities
 - Personal Spiritual Practices
 - Spiritual Activities with Others
- **Barriers to Spiritual Growth**
 - Stalled
 - Dissatisfied

One Life Church's Spiritual Continuum Profile

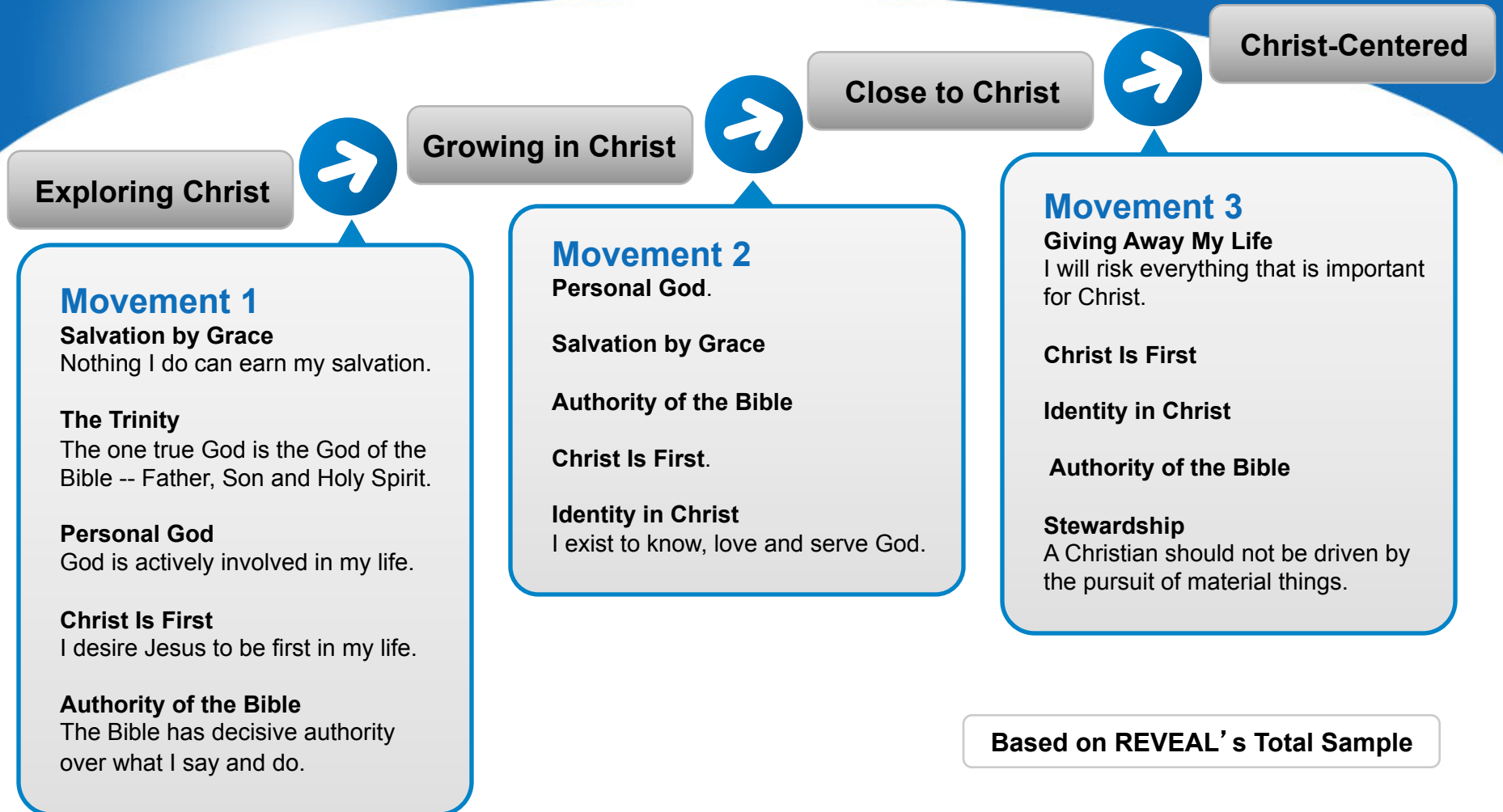


Segment	Base Size
Exploring Christ	64
Growing in Christ	172
Close to Christ	92
Christ-Centered	72

REVEAL Identifies Four Categories of Spiritual Catalysts That Advance Spiritual Growth



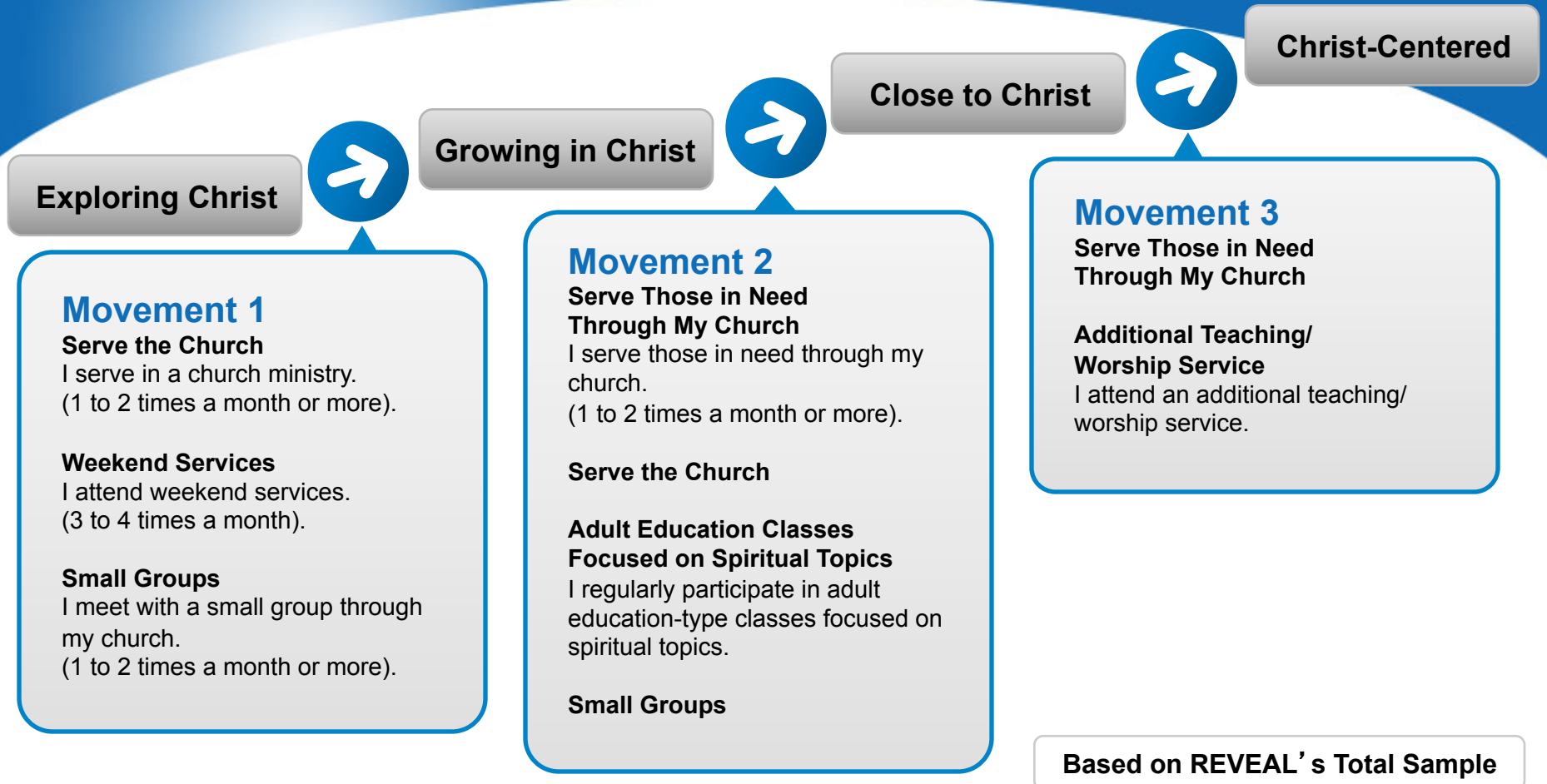
REVEAL Identifies Eight Core Beliefs and Attitudes Critical to Spiritual Growth



One Life Church's Spiritual Beliefs and Attitudes

Key Spiritual Beliefs And Attitudes (top box)	Total	Exploring Christ	Growing in Christ	Close to Christ	Christ- Centered
Base Size	400	64	172	92	72
Salvation by Grace	64%	30%	55%	84%	92%
Trinity	90%	67%	91%	96%	100%
Personal God	66%	30%	58%	86%	94%
Christ is First	69%	42% ↑↑	62% ↑	79%	94%
Authority of the Bible	51%	17%	40%	68%	83%
Identity in Christ	63%	30% ↑↑	59% ↑	76% ↑	86%
Stewardship	44%	28% ↑↑	34%	54% ↑	67%
Giving Away My Life	29%	16% ↑↑	20% ↑	40% ↑↑	46%

REVEAL Identifies Six Organized Church Activities That Advance Spiritual Growth



One Life Church's Participation with Organized Church Activities

Participation	Total	Exploring Christ	Growing in Christ	Close to Christ	Christ-Centered
Base Size	400	64	172	92	72
Weekend Services <i>(3 to 4 times per month)</i>	86%	63%	87%	92%	97%
Small Groups <i>(1 to 2 times a month or more)</i>	61% ↑	38% ↑	62% ↑	68% ↑	71% ↑
Serving at the Church <i>(1 to 2 times a month or more)</i>	44%	17% ↓	39%	66%	53%
Serving Those in Need Through my Church <i>(1 to 2 times a month or more)</i>	15% ↓	2% ↓↓↓	12% ↓	22% ↓	26% ↓

One Life Church's Satisfaction with Organized Church Activities

Satisfaction		Total	Exploring Christ	Growing in Christ	Close to Christ	Christ-Centered
Weekend Services	Base Size	392	63	171	89	69
	Top 2 Box (Percent)	83%	81% ↑	84%	84%	81%
Small Groups	Base Size	250	24 [#]	109	65	52
	Top 2 Box (Percent)	69% ↑	71% [#]	71% ↑	71% ↑	63%
Serving at the Church	Base Size	208	18 [#]	82	63	45
	Top 2 Box (Percent)	59%	44% [#]	72% ↑	57%	42% ↓
Serving Those in Need Through my Church	Base Size	181	13 [#]	79	53	36
	Top 2 Box (Percent)	51%	69% [#]	59% ↑	43%	39% ↓
[#] Low sample size						

One Life Church

What Your People Say are the Top Five Priorities for Weekend Services

Priority Ranking	Top Five Priorities for Weekend Services (Based on level of importance and satisfaction)	Importance Score (Scale: 6 is high; 1 is low)	Satisfaction Score (Scale: 6 is high; 1 is low)	Priority Score*	
1	Helps me apply Scripture to everyday life	5.7	5.4	1.8	Highest Priority
2	In-depth study of the Bible	5.3	5.0	1.5	
3	Challenging and thought-provoking	5.6	5.4	0.9	
4	Frequent use of Scripture	5.6	5.5	0.7	
5	Provides "next steps" to do in response to the service	5.3	5.3	0.1	

* **Priority Score:** This score merges importance and satisfaction together to rank order your congregation's view of the highest priorities for change in Weekend Services. The higher the score, the greater the sense of urgency for change. (Priority Score Calculation: (Importance less Satisfaction) X Importance)

Based on your church sample size of 392

Note: See note page below for more detail on the Priority Score.

One Life Church

What Your People Say are the Top Five Priorities for Small Groups

Priority Ranking	Top Five Small Group Priorities (Based on Level of Importance and Satisfaction)	Importance Score (Scale: 6 is high; 1 is low)	Satisfaction Score (Scale: 6 is high; 1 is low)	Priority Score*	
1	Holds me accountable to lead a Christian life	5.5	4.9	3.2	Highest Priority
2	Provides in-depth study of the Bible	5.3	4.8	2.5	
3	A “trustful” atmosphere for me to admit my shortcomings and mistakes	5.6	5.2	2.2	
4	Place where I can develop genuine friendships	5.5	5.2	1.7	
5	Safe place to process the issues I am facing in my life	5.5	5.3	1.3	

* **Priority Score:** This score merges importance and satisfaction together to rank order your congregation’s view of the highest priorities for change in Small Groups. The higher the score, the greater the sense of urgency for change. (Priority Score Calculation: (Importance less Satisfaction) X Importance)

Based on your church sample size of 250

Note: See note page below for more detail on the Priority Score.

One Life Church

What Your People Say are the Top Five Priorities for Serving at the Church

Priority Ranking	Top Five Priorities for Serving at the Church (Based on Level of Importance and Satisfaction)	Importance Score (Scale: 6 is high; 1 is low)	Satisfaction Score (Scale: 6 is high; 1 is low)	Priority Score*	
1	Allows me to use and develop my spiritual gifts	5.4	4.8	3.1	Highest Priority
2	Provides easy access and clear instructions for serving experience	5.2	4.8	2.0	
3	Allows me to contribute to vision and mission of my church	5.3	5.0	1.6	
4	Provides community and connection for me	5.1	4.9	1.0	
5	Provides wide range of serving experiences	4.9	5.0	-0.3	

* **Priority Score:** This score merges importance and satisfaction together to rank order your congregation's view of the highest priorities for change in Serving at the Church. The higher the score, the greater the sense of urgency for change. (Priority Score Calculation: (Importance less Satisfaction) X Importance)

Based on your church sample size of 208

Note: See note page below for more detail on the Priority Score.

One Life Church

What Your People Say are the Top Five Priorities for Serving Those in Need at Your Church

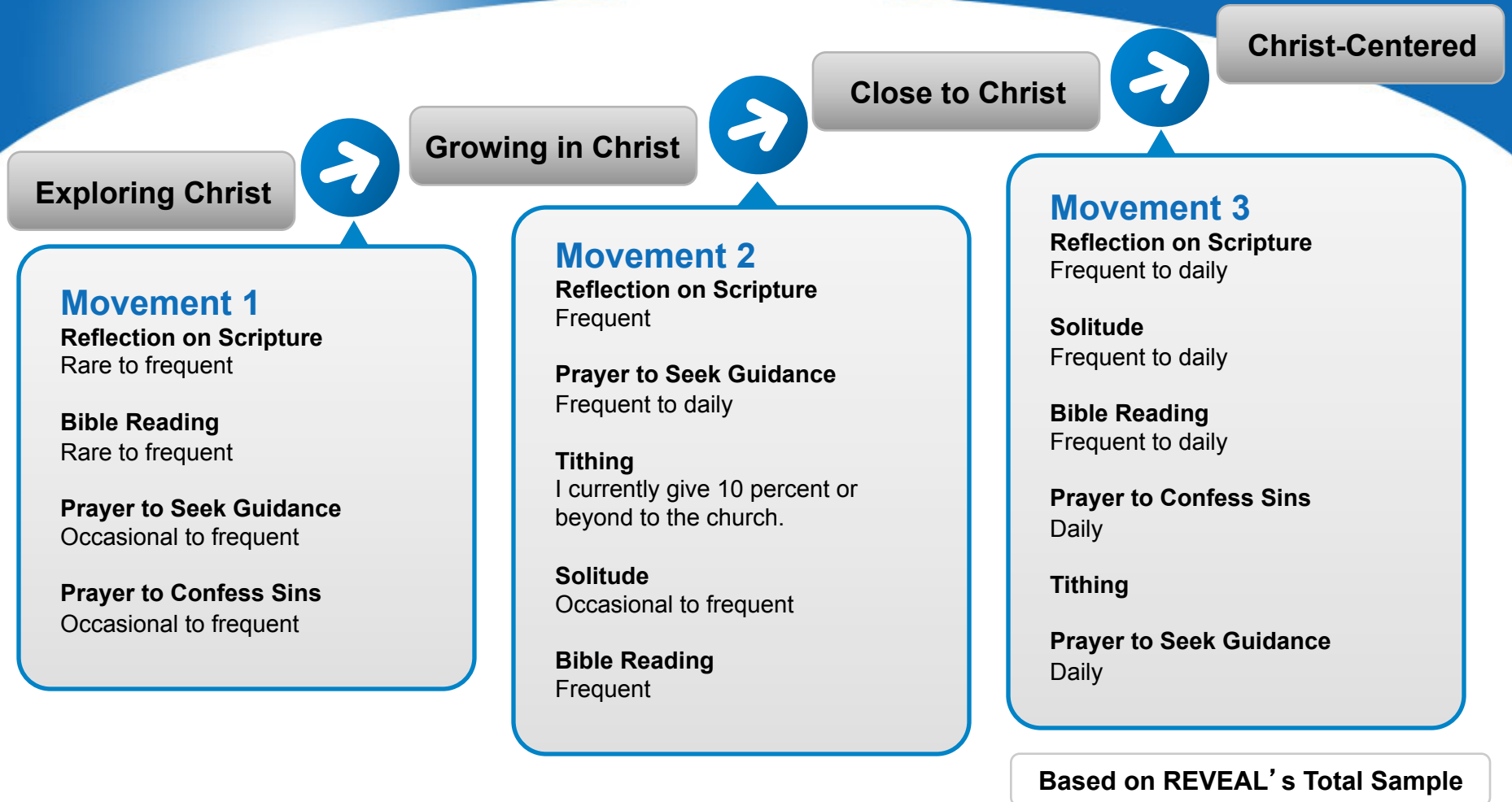
Priority Ranking	Top Five Priorities for Serving Those in Need Through Your Church (Based on Level of Importance and Satisfaction)	Importance Score (Scale: 6 is high; 1 is low)	Satisfaction Score (Scale: 6 is high; 1 is low)	Priority Score*	
1	Allows me to directly help those in need	5.2	4.6	3.0	Highest Priority
2	Allows me to use and develop my spiritual gifts	5.2	4.8	2.1	
3	Provides opportunity to be spiritually challenged	5.2	4.8	2.0	
4	Provides easy access and clear instructions for serving experience	5.0	4.7	1.7	
5	Gives me an opportunity to serve in an area I'm passionate about	5.2	4.9	1.7	

* **Priority Score:** This score merges importance and satisfaction together to rank order your congregation's view of the highest priorities for change in Serving Those in Need. The higher the score, the greater the sense of urgency for change. (Priority Score Calculation: (Importance less Satisfaction) X Importance)

Based on your church sample size of 181

Note: See note page below for more detail on the Priority Score.

REVEAL Identifies Six Personal Spiritual Practices That Advance Spiritual Growth



One Life Church's Personal Spiritual Practices

Personal Spiritual Practices	Total	Exploring Christ	Growing in Christ	Close to Christ	Christ-Centered
Base Size	400	64	172	92	72
Reflection on Scripture <i>(daily)</i>	15% ↓	0% ↓↓	6% ↓	25%	38%
Bible Reading <i>(daily)</i>	16% ↓	2% ↓↓	7% ↓	25%	39%
Prayer to Seek Guidance <i>(daily)</i>	47%	22%	38%	63%	71%
Prayer to Confess Sins <i>(daily)</i>	31%	13%	26%	47%	38% ↓
Solitude <i>(several times per week or more)</i>	37% ↓	6% ↓↓	30%	57%	56% ↓
Tithing <i>(10% or more)</i>	35%	8% ↓	32%	46%	53%

How Your People Connect with God Through Scripture

Most Important Activities Connecting with God Through Scripture	Total	Exploring Christ	Growing in Christ	Close to Christ	Christ-Centered
Base Size	400	64	172	92	72
Discuss Scripture w/small group	53%	39% ↑	58% ↑	57%	49%
Scripture explained by teacher	50%	59%	54%	46%	35%
Search Scripture for guidance	36%	22%	36% ↑	41%	43%
Reflect in unstructured way	34%	22%	26%	37%	60% ↑
Discuss Scripture with friend/mentor	29%	30% ↑↑	28% ↑	32%	28%
Use scriptural materials to help me	24%	20% ↓	23%	28%	26% ↓
Study topics supported by the Bible	21%	22%	21%	24%	17%
Study books of the Bible	19% ↓	8% ↓↓↓	19% ↓	20% ↓	26% ↓

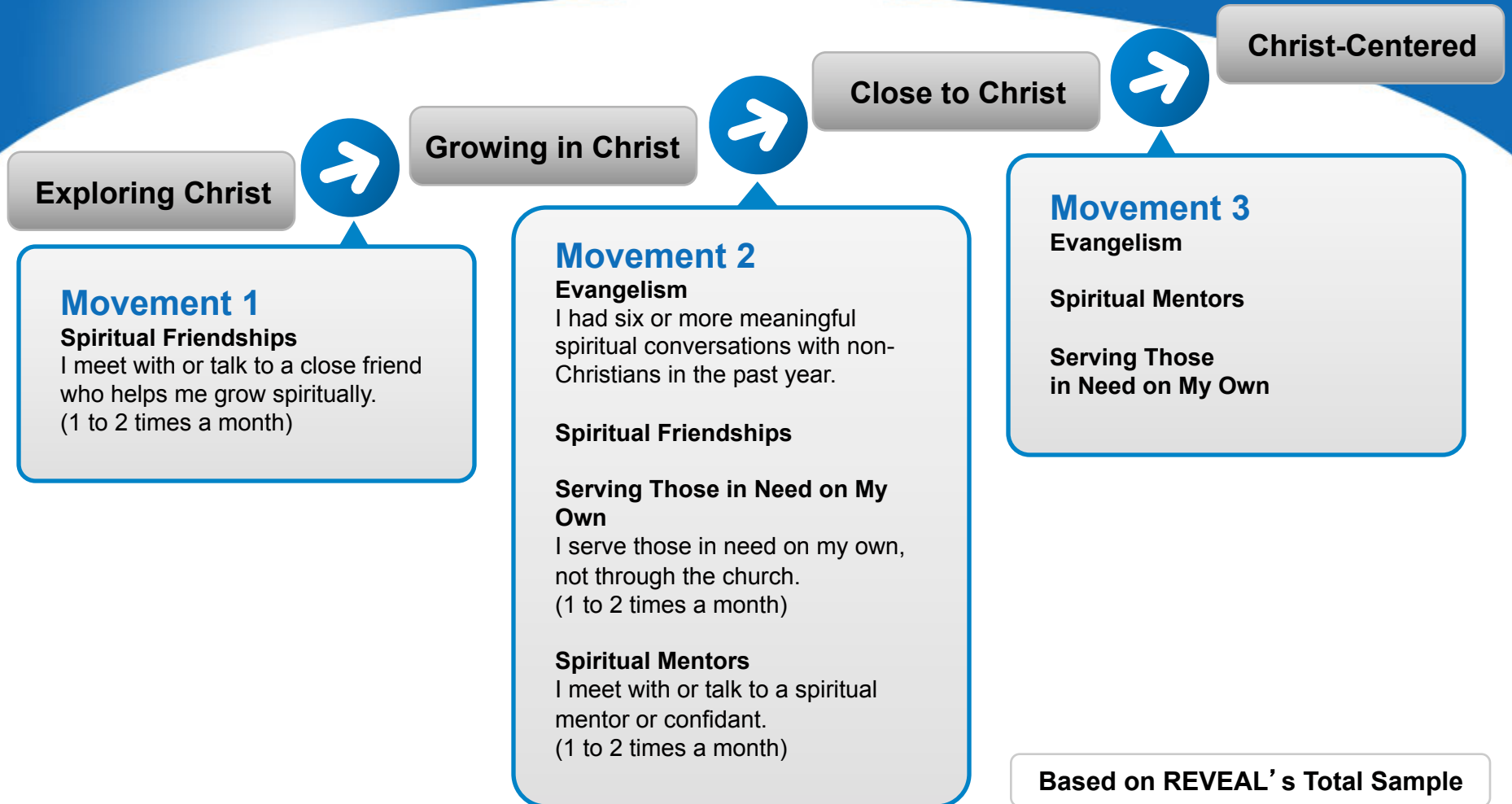
People selected three activities that were “most important to your experience of connecting with God through Scripture.”

How Your People Connect with God Through Prayer

Importance of Activities Centered on Prayer	Total	Exploring Christ	Growing in Christ	Close to Christ	Christ-Centered
Base Size	400	64	172	92	72
Seek direction for decision	61%	72%	63%	55%	53%
Gratitude for blessings	60%	69%	63%	49% ↓	57%
Confess sins	39%	48%	44%	34%	25% ↓
Praise God's greatness	37% ↑	33% ↑↑	31% ↑	42% ↑	47%
Pray in earnest for others	36%	41%	37%	38%	28% ↓
Ongoing dialogue with God	28%	6% ↓	20%	45%	46%
Ask God for what I need	16% ↑	13% ↓	22% ↑↑	12% ↑	11% ↑↑
Time of solitude to hear God	8% ↓	2% ↓↓	6% ↓	11%	17%
Respond to Scripture	8%	6%	6%	10%	11%

People selected three activities that were “most important to your experience of connecting with God through prayer.”

REVEAL Identifies Four Spiritual Activities with Others That Advance Spiritual Growth



One Life Church's Participation in Key Spiritual Activities With Others

Spiritual Activities with Others	Total	Exploring Christ	Growing in Christ	Close to Christ	Christ-Centered
Base Size	400	64	172	92	72
Spiritual Friendships <i>(once or more per month)</i>	56%	36% ↑	51%	67%	71%
Evangelism <i>(6+ conversations per year)</i>	23%	14% ↑↑	17%	30%	35%
Serving those in need on my own <i>(once or more per month)</i>	41%	30% ↑	28%	51%	68% ↑
Spiritual Mentors <i>(once or more per month)</i>	31%	17% ↑	27% ↑	42% ↑	40%

How Your People Encourage Spiritual Growth with Non-Christians

Most Frequent Evangelism Activities (at least monthly)	Total	Exploring Christ	Growing in Christ	Close to Christ	Christ-Centered
Base Size	400	64	172	92	72
Talk about praying for them	75%	70% ↑↑	70%	77%	86%
Talk about spiritual issues	74%	63% ↑	73%	78%	82%
Display Christian symbols	66%	41%	66%	79%	71%
Try to learn about their spiritual life	58% ↑	45% ↑↑	53% ↑	64%	71%
Invite to church events	53% ↑	61% ↑↑	48% ↑↑	57% ↑	51%
Share my story of faith	47%	41% ↑↑	41% ↑	55% ↑	56%
Invite them to gatherings	43% ↑	41% ↑↑	40% ↑	45% ↑	49% ↑
Challenge to take next step	37% ↑	25% ↑↑	32% ↑	41%	56%
Give Christian books, music	21%	13%	18%	25%	32%
Invite to support program	18%	14% ↑↑	17% ↑	18%	24%

Across All Churches Surveyed, We Found Two Major Categories of Barriers to Spiritual Growth

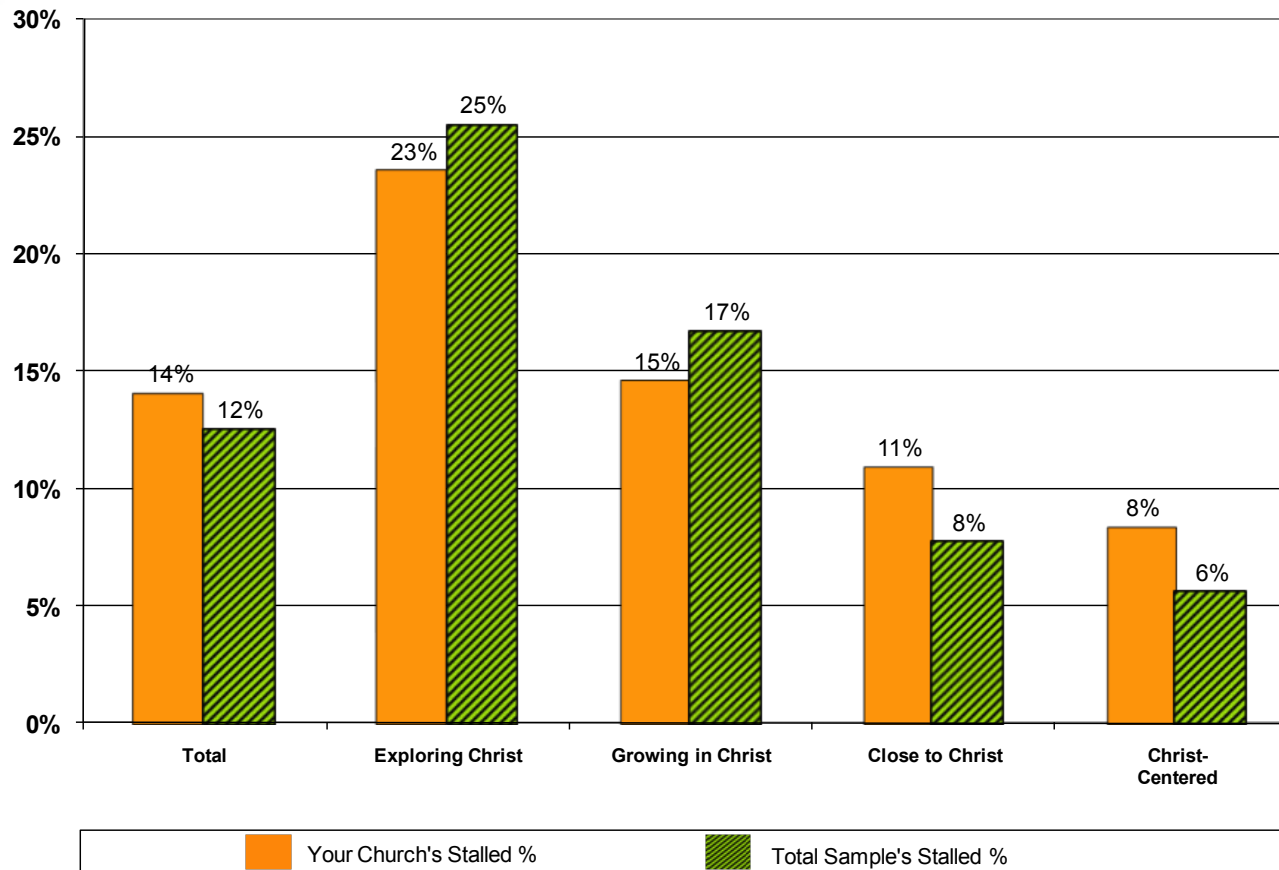
1. "I Am Stalled Spiritually"

- One out of eight people (12%) in REVEAL's Total Sample reported that they are *currently* "stalled" in their spiritual growth.
- Virtually all people say that they were "stalled" at some point in their spiritual development.

2. "My Church Is Letting Me Down"

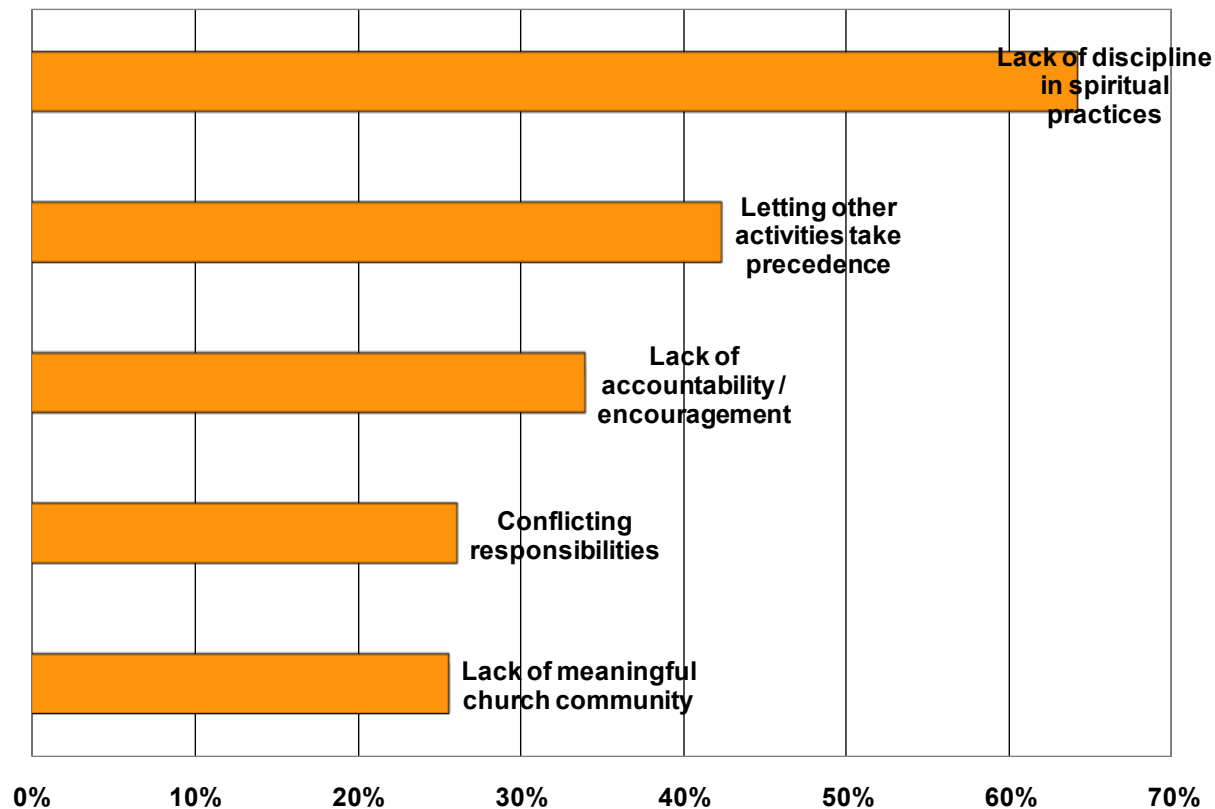
- Almost one out of five (18%) in REVEAL's Total Sample are "dissatisfied" with the role their church plays in helping them grow spiritually.
- These "dissatisfied" people are found across all the segments of the spiritual continuum.

One Life Church's Stalled Profile



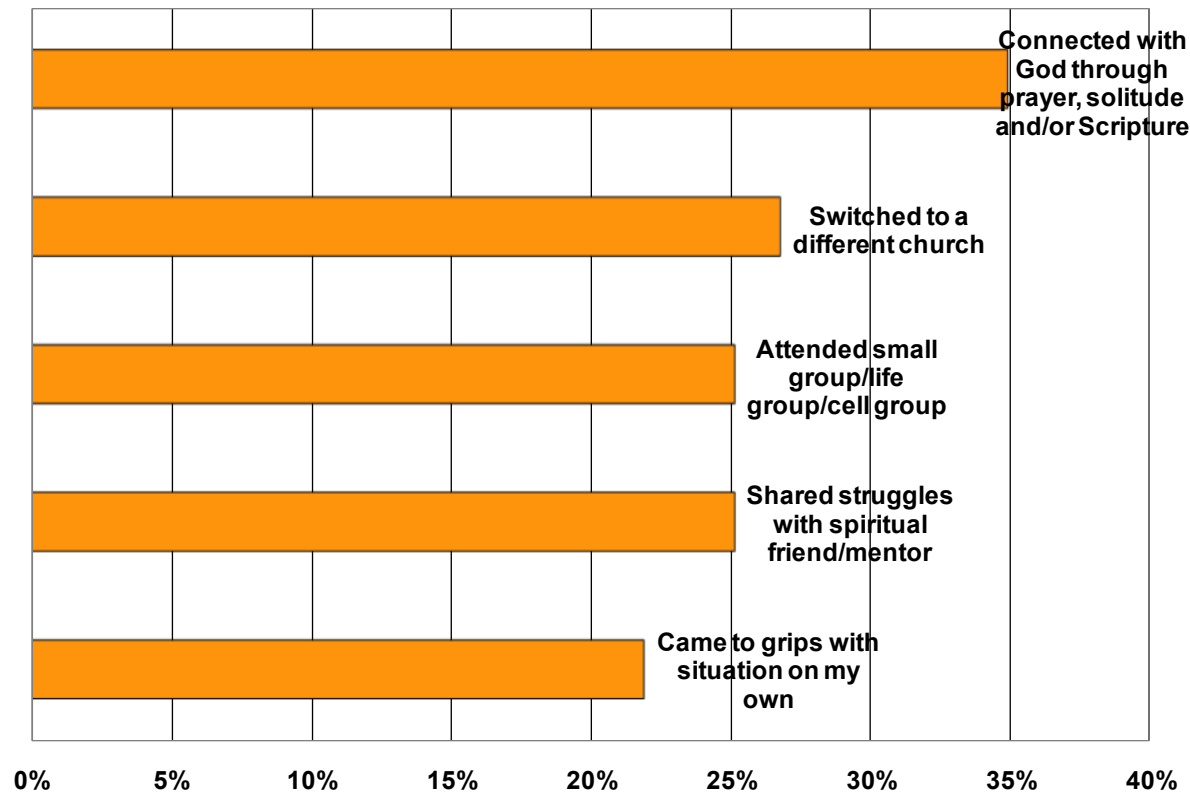
Based on your church sample size of 400

Top Five Reasons Why People Have Stalled Spiritually at Your Church



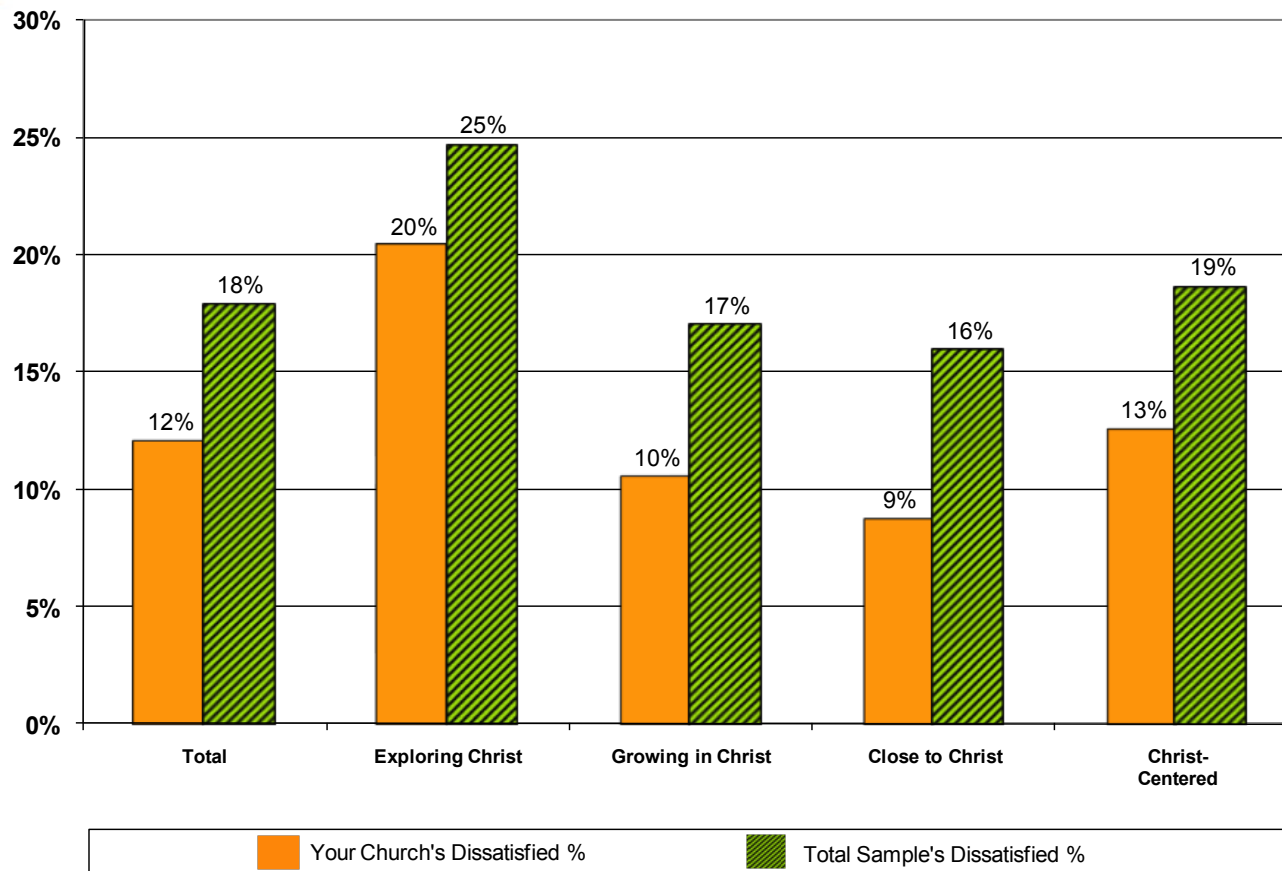
Based on your church sample size of 179

Top Five Ways Your People Became “Un-Stalled”



Based on your church sample size of 123

One Life Church's Dissatisfied Profile



Based on your church sample size of 400

One Life Church

What Your Dissatisfied People Say Are the Top Priorities for Your Church

Priority Ranking	Top Five Priorities for the Dissatisfied (Based on level of importance and satisfaction)	Importance Score (Scale: 6 is high; 1 is low)	Satisfaction Score (Scale: 6 is high; 1 is low)	Priority Score*	
1	Helps me feel like I belong	5.5	2.9	14.4	Highest Priority
2	Helps me in my time of emotional need	5.2	3.0	11.5	
3	Helps me understand the Bible in depth	5.6	3.6	11.2	
4	Church leaders model how to grow	5.5	3.6	10.5	
5	Encourages accountability	5.2	3.3	9.9	

* **Priority Score:** This score merges importance and satisfaction together to rank order view of the **dissatisfied people** in your congregation regarding the highest priorities for change in your church. The higher the score, the greater the sense of urgency for change. (Priority Score Calculation: (Importance less Satisfaction) X Importance)

Based on your church sample size of 48

Note: See note page below for more detail on the Priority Score.

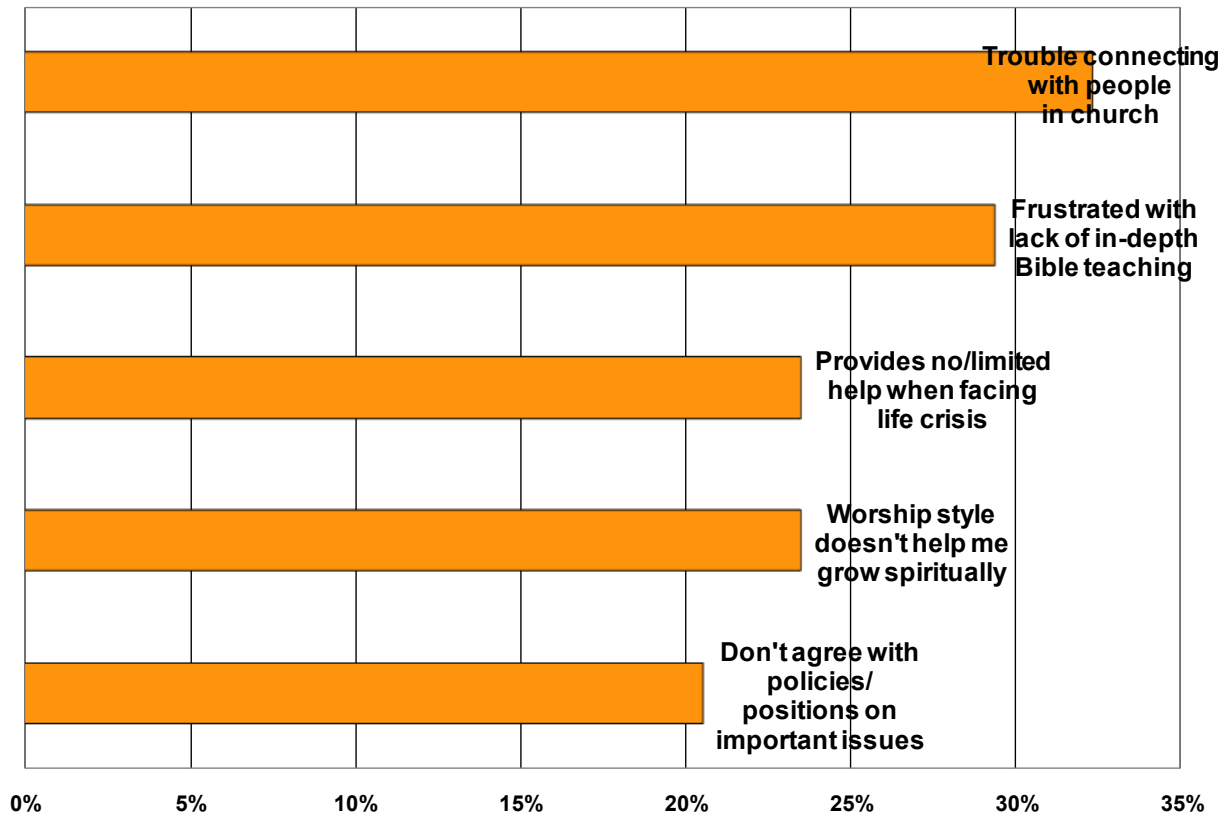
Who Is Most Likely to Leave Your Church?

Four Spiritual Continuum Segments = 100% of Your Church

Two Satisfaction Levels = 100% of Your Church

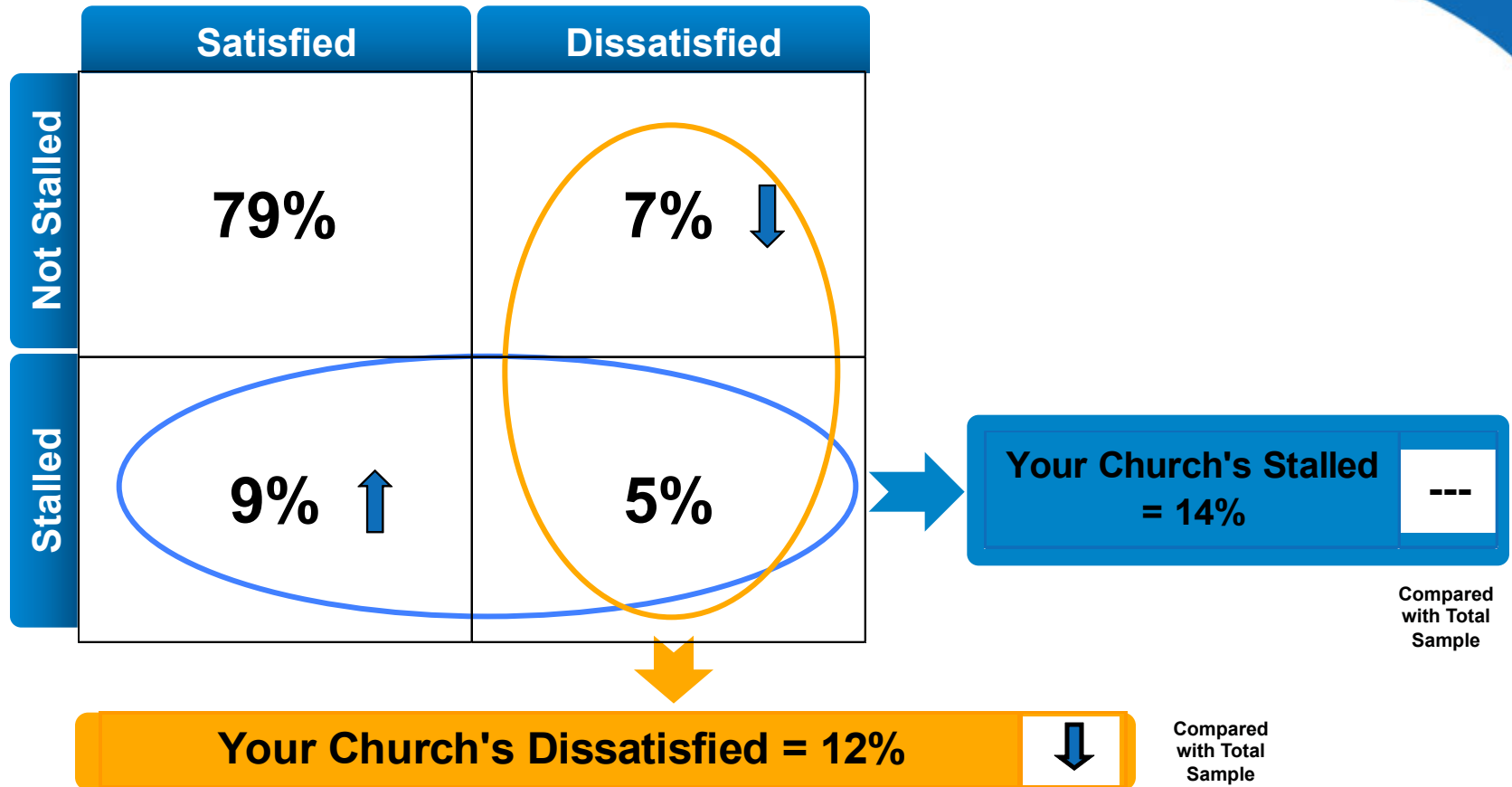
Spiritual Continuum		% of Your Church's Total Respondents	% Who Are "Unsure, Probably or Definitely Leaving the Church"
Segment	Base Size		
Total	400	100%	9%
Exploring Christ	64	16% ↑↑	14%
Growing in Christ	172	43%	8%
Close to Christ	92	23%	4% ↓↓
Christ-Centered	72	18% ↓	10%
Dissatisfied	48	12% ↓	50% ↑
Satisfied	352	88%	3% ↓

Top Five Reasons Why People Say They May Leave One Life Church

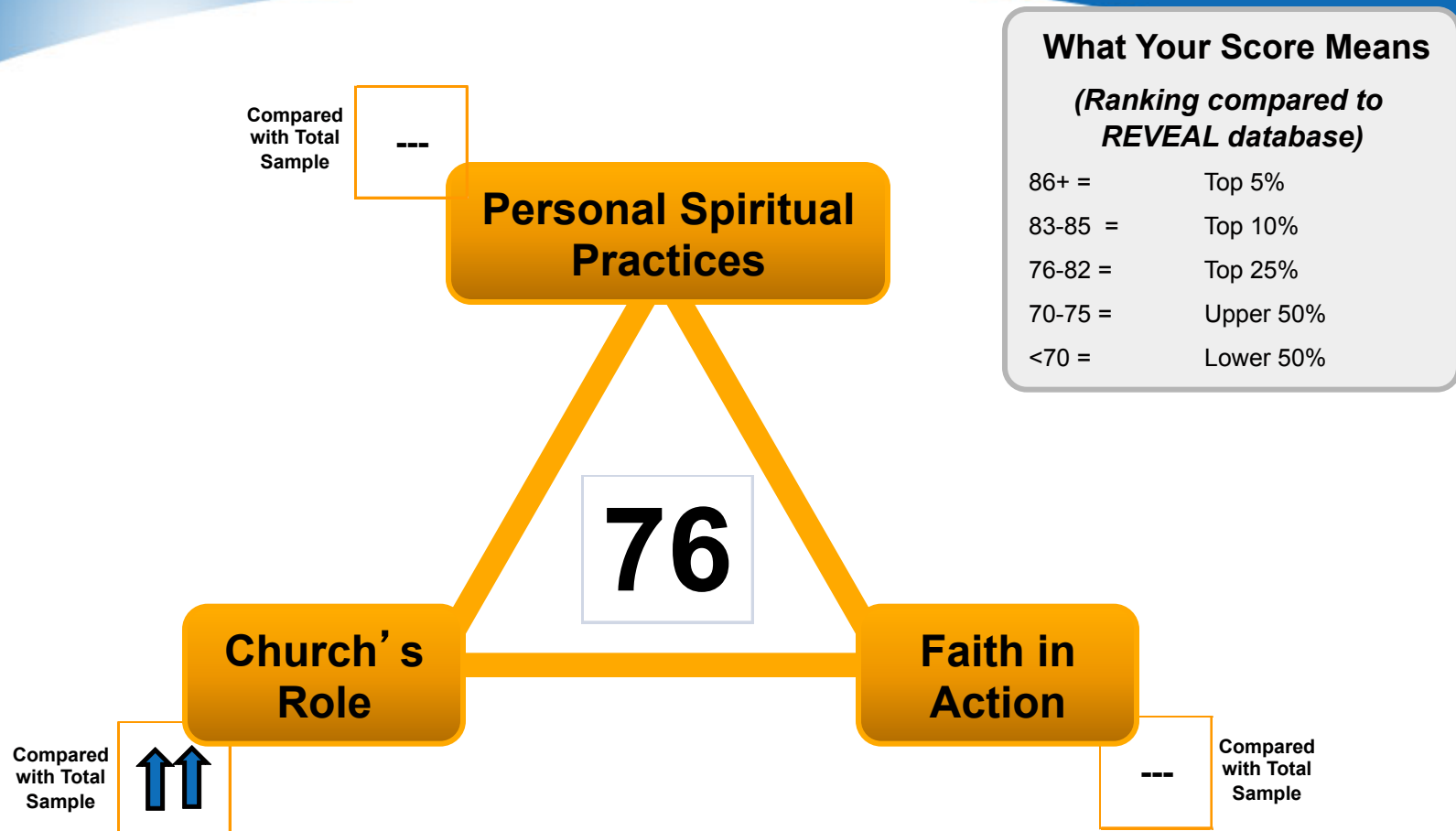


Based on your church sample size of 34

Overlap Between “Stalled” and “Dissatisfied” for One Life Church



REVEAL Spiritual Vitality Index for One Life Church



Spiritual Vitality Index Observations for One Life Church

Personal Spiritual Practices: Observations

Your congregation's personal spiritual practices are close to the average of the total sample. Key factors include how many read the Bible, pray and experience solitude on a daily basis. Also, look at how many tithe, e.g. donate 10% or more to the church. As noted in Follow Me, personal engagement with the Bible is a critical spiritual growth catalyst for all people, regardless of their spiritual maturity. So pay special attention to your results on slide #29.

Church's Role: Observations

Your congregation reports a level of satisfaction with the role your church plays in their spiritual growth that is much higher than the average of the total sample. Key factors include their views on how well the church challenges them to grow, provides in-depth Bible teaching, helps them develop a relationship with Christ, and helps them feel like they belong. You can find your Church's Role results on slides #9, #10, and #11.

Faith in Action: Observations

Your congregation reports an average level of participation in faith-based activities compared to the total sample. Key factors include the frequency of their serving activities in the church and also for the those in need, as well as evangelistic activities. Another key measure is their agreement with the statement "I am willing to risk everything that's important in my life for Jesus Christ." You can find your Faith in Action results on slides #20, #22, and #33.

REVEAL Summary Observations

- 1. REVEAL's two centerpiece findings are (1) the Spiritual Continuum and (2) the catalysts that drive growth along the Spiritual Continuum.**
 - While individual spiritual growth is neither predictable nor linear, REVEAL has defined a progression of spiritual development that emerges from its large body of findings, now representing over 375,000 individuals.
- 2. A key insight is that our most active evangelists, volunteers and donors come from the most spiritually advanced groups: the Close to Christ and Christ-Centered segments.**
 - Creatively engaging and equipping these groups for outreach activities, like evangelism and serving those in need, will grow them and grow the Kingdom.
- 3. A second key insight is that personal bible study/reflection is the most powerful catalyst of spiritual growth.**
 - This is true across the Spiritual Continuum and cannot be overemphasized.
- 4. There is great variability in the spiritual growth "effectiveness" of churches, based on REVEAL's Spiritual Vitality Index. We also see wide variation in church sizes and styles at either end of the scale.**
 - We would conclude that a small church with limited resources can be as powerful a force in the spiritual development of its people as a large church with significant resources; and also that a large inventory of resources does not guarantee a church's spiritual growth effectiveness.